


**VELTECH MULTITECH DR. RR & DR. SR ENGINEERING COLLEGE**  
**Old No.24, New No.38, Santhi Sudha, ABM Avenue, R.A.Puram, Chennai - 600 028**  
**BALANCE SHEET AS AT 31ST MARCH, 2021**

LIABILITIES	Rs.	ASSETS	Rs.
Loans	23,36,66,041	Fixed Assets	30,03,21,496
Advance Fees & Deposits	3,24,33,725	Investments	58,020
Sundry Creditors	78,15,599	Advances & Deposits	7,67,79,394
Outstanding Liabilities	2,63,53,351	Fee Receivable	3,45,81,600
Group Institutions	15,14,00,627	Cash at Bank	1,02,67,434
		Cash on Hand	65,02,223
		Capital Fund	2,31,59,175
	<b>45,16,69,343</b>		<b>45,16,69,343</b>

Chennai  
29.11.2021

  
**DR. R. RANGARAJAN**  
 CHAIRMAN

  
**R. MAHALAKSHMI**  
 MANAGING TRUSTEE




**VELTECH MULTITECH DR. RR & DR. SR ENGINEERING COLLEGE**  
**Old No.24, New No.38, Santhi Sudha, ABM Avenue, R.A.Puram, Chennai - 600 028**  
**INCOME AND EXPENDITURE ACCOUNT FOR THE YEAR ENDED 31ST MARCH, 2021**

EXPENDITURE	Rs.	INCOME	Rs.
To Salary	5,32,93,497	By Fees Collection	19,18,40,190
Academic Expenses	2,38,24,030	Interest on Fixed Deposit	95,055
Magazines & Periodicals	4,109	Other Income	5,24,010
Bank Charges	12,74,723		
Hostel Expenses	39,56,039		
Electricity Charges	30,12,909		
Finance Charges	2,39,74,376		
General Expenses	2,86,617		
Postage & Courier	350		
Printing & Stationery	3,18,872		
Professional Charges	10,44,825		
Rates & Taxes	9,52,071		
Repairs & Maintenance	6,02,337		
Telephone & Internet Charges	1,75,408		
Transportation Expenses	56,30,338		
Travelling & Conveyance	1,41,363		
Depreciation	3,59,64,842		
Excess of Income Over Expenditure	3,80,02,549		
	<b>19,24,59,255</b>		<b>19,24,59,255</b>

Chennai  
29.11.2021

  
**DR. R. RANGARAJAN**  
**CHAIRMAN**

  
**R. MAHALAKSHMI**  
**MANAGING TRUSTEE**




**VELTECH MULTITECH DR. RR & DR. SR ENGINEERING COLLEGE**

**A.Y.2021 - 2022 Y.E.31-03-2021**

**SCHEDULES TO BALANCE SHEET**

	Rs.		Rs.
<b><u>CAPITAL FUND</u></b>			
Opening Balance as on 01.04.2020		Dr.	6,11,61,724
<b>Add:</b> Excess of Income Over Expenditure		Cr.	3,80,02,549
Closing Balance as on 31.03.2021		Dr.	<u>2,31,59,175</u>
<b><u>LOANS</u></b>			
<b><u>Secured</u></b>			
Bank of Baroda - A/c No.75330400000010	7,22,19,320		
<b><u>Term Loan</u></b>			
BOB- A/c No.753306000000992	75,00,000		
BOB- A/c No.753306000001172	4,20,00,000		
BOB- A/c No.753306000000945	<u>3,85,00,000</u>		16,02,19,320
<b><u>Unsecured</u></b>			
<b><u>Vel Academy</u></b>			
Shri Vel's Estate Matriculation Hr. Sec School	19,09,119		
Veltech Polytechnic College	<u>81,571</u>		19,90,691
Dr.Naram Srinivas	10,87,500		
Dr.R.Rangarajan	5,53,500		
Dr.R.Sakunthala Rangarajan	10,04,400		
R.Hemamaheshwari	33,68,650		
R.Mahalakshmi	6,35,51,980		
Vel Rangarajan Sakunthala Family Trust	<u>18,90,000</u>		7,14,56,030
			<u>23,36,66,041</u>
<b><u>ADVANCE FEES &amp; DEPOSITS</u></b>			
Advance Fees Received			66,99,473
Alumni Association Fund			31,20,931
College Caution Deposit			1,92,15,121
Hostel Caution Deposit			33,98,200
			<u>3,24,33,725</u>
<b><u>SUNDRY CREDITORS</u></b>			
Adhavan Coach			16,400
Advantech Instruments & Services			1,29,150
Airtel			706
Ajantha Bathroom Products & Pipes Pvt Ltd			28,594
Aon Consulting Private Limited			2,24,700
Arun Dairy			15,370
Arun Enterprises (B.Arun Kumar)			6,915
A.S .Enterprises			4,170
Aspiring Minds Assessment Pvt Ltd			53,325
Baalaji Hardware & Paints			1,22,108




**VELTECH MULTITECH DR. RR & DR. SR ENGINEERING COLLEGE**

**A.Y.2021 - 2022 Y.E.31-03-2021**

**SCHEDULES TO BALANCE SHEET**

	Rs.	Rs.
Balaji Timber Corporation		65,870
B.M.Systems		590
B.Ramesh		3,493
British Council Division		8,500
B.S. Govindaraj		4,130
C.Bhagyaraj(Electrical)		3,500
Elakkia Enterprises		6,000
Fire Safe Guard Systems		26,550
Fomra Electrical Agencies		58,074
Fomra Electricals		86,327
Ganapathy Agencies		15,930
Green India Food Grains		11,818
Haleem Stores		2,27,761
Higginbothams Pvt. Ltd		1,45,370
Iconic It Professional Society Iips		93,100
Indo Burma Stationery Centre		46,646
Institution Of Engineers (Iei)		3,750
Jayashree Enterprises		34,795
Jehovah Jireh Engineering		10,089
Jeppiaar Garments Pvt Ltd		1,55,015
J.K.Food Products		88,725
K.V.K Electricals Work(Kannan)		15,300
Manikandan Travels		35,248
Mani Travels		1,17,293
Meenakshi Traders		4,350
Mehra Computer Systems Ltd		23,300
N.Meera Mohidheen		3,63,352
Novateur Electrical&Digital Systems Pvt Ltd		94,285
Otis Elevator Company India Ltd		27,318
Prisha Enterprises		2,63,850
Rasi Enterprises		59,512
Rikhab Trading Company		29,600
Rj Water Solutions		11,800
R S Karthiha Agencies Pvt Ltd		960
R.Suresh		36,715
Rukmani Stickers (S.Venkatesan)		4,180
Sai Maghalakshmi Traders		5,79,000
Sanjay Hardwares		1,88,766
Sha Automobiles		1,940
Shanti Electricals		20,080
Shree Kali Agencies		25,500
Shree Saravanan Enterpralze		3,20,589
Shri Thangam Hardware		2,27,374
Siva Sakthi Enterprises		11,255



*[Handwritten signature]*

**VELTECH MULTITECH DR. RR & DR. SR ENGINEERING COLLEGE**

**A.Y.2021 - 2022 Y.E.31-03-2021**

**SCHEDULES TO BALANCE SHEET**

	Rs.	Rs.
Six Phrase		14,45,475
Sk Foods		1,86,776
Sm Gensets Spares And Services		28,991
Spk Sales & Services		42,758
Sree Balajee Enterprises		6,600
Sree Vinayaka Stones		26,818
Sri Karuppaiah Nadar		1,22,589
Sri Lakshmi Engineering Works		300
Sri Mutharamman Travels &Transport		2,18,185
Sri Sai Guru Agencies		2,775
Sss Traders(Cattle Feed)		85,470
Star Switch Cutting Works (Jeraldin Bruce.V)		8,310
Swathi Stone Polishing Co.,		540
Tamilnadu State Council For Science And Technology		47,500
Theni Coconut		1,14,413
The Spectrum Scientific Company		30,922
The Tamilnadu Cooperative Milk Producers Federation		2,25,900
Vel R.S.Petro Products		10,41,772
Vel Rs Petro Products (Reckitt Div)		20,467
		<u>78,15,599</u>

**OUTSTANDING LIABILITIES**

Deposit from Staff	1,01,65,693
Grants Received in Advance	49,43,733
PF Payable	4,08,848
ESI Payable	10,148
Professional Tax Payable	1,88,524
TDS Payable	65,792
Anna University Remuneration Payable	1,61,206
Mother Fund Payable	82,950
Electricity Charges Payable	6,53,859
Telephone Charges Payable	3,971
Gratuity Payable	20,45,055
Rental Advance - Friend DTP Centre	10,000
Staff RD A/c Payable	15,100
Scholarship Payable	30,000
First Graduation Fund	2,20,000
Salary Payable	73,48,472
	<u>2,63,53,351</u>

**GROUP INSTITUTIONS**

Veltech Ranga Sanku Arts College	4,23,70,958
Vel Trust	10,90,29,669
	<u>15,14,00,627</u>




*[Handwritten signature]*

**VELTECH MULTITECH DR. RR & DR. SR ENGINEERING COLLEGE**

**A.Y.2021 - 2022 Y.E.31-03-2021**

**SCHEDULES TO BALANCE SHEET**

	Rs.	Rs.
<b><u>INVESTMENTS</u></b>		
Sovereign Gold Bond 2017-18 Series 1		58,020
		<u>58,020</u>
<b><u>ADVANCES &amp; DEPOSITS (ASSETS)</u></b>		
<b><u>R.S. Trust</u></b>		
R.S. Trust	64,37,538	
Vel R.S. Medical College - Nursing	21,82,595	
Veltech Dr. RR & SR Matriculation School	44,58,532	
Veltech University Owned by R.S.Trust	5,00,000	
Veltech Hightech Dr. RR & Dr. SR Engg. College	2,73,71,201	
Veltech Owned by R.S. Trust	<u>1,11,73,825</u>	5,21,23,691
VEL Tech RR DR SR R&D Institute of Science & Technology		1,37,97,417
<b><u>Advances to Vendors</u></b>		
"Fund For Science & Engineering Research (Fser)"	4,000	
Bigrock	5,155	
Care Cards India Private Limited	11,129	
Challenger Computer Pvt Ltd	94,750	
Chellammal Engineering Works	6,300	
Chittal Paper Company(Tnpl)	2,34,786	
Cox & Kings Ltd	20,000	
Crompton Greaves Consumer Electricals Limited	5,860	
Ebsco International Incorporated	5,65,554	
Ethiraj Hotel Mart	2,19,072	
G.R.Thanga Maligaifirm	4,200	
Grt Silverwares	2,350	
Janani Machine Re-Conditions&Service Works	58,750	
Jayam Forex	1,50,000	
Kishore Brick Works	25,000	
M/S Optithought	8,58,450	
Mtab Engineers P Ltd	5,015	
Rashtriya Ispat Nigam Ltd	10,986	
Ravi Scientific Company	26,569	
R.K.G.Engineering Works	23,500	
Shri Krishna Hardwares	1,426	
Sri Balaji Hardwares	11,666	
Sri Krishna Engineering	26,121	
Sri Krishna Hardwares	11,641	
Sri Lakshmi Enterprises	76,080	
Sri Murugan Depo	4,875	
Sundaram Enterprises	30,367	
The India Cements Limited	18,000	




*[Handwritten signature]*

**VELTECH MULTITECH DR. RR & DR. SR ENGINEERING COLLEGE**  
**A.Y.2021 - 2022 Y.E.31-03-2021**  
**SCHEDULES TO BALANCE SHEET**

	Rs.	Rs.
Thomas Cook India Ltd		
Tmi Systems	2,12,919	
Trr Automotive	3,61,177	
	655	
T.V. Sundaram Iyengar & Sons Pvt Ltd	3,900	
United India Insurance Co.Ltd	55,441	
	<hr/>	31,45,694
Cell Phone Deposit		1,44,550
TV Sundaram Iyengar & Sons		25,000
Park Town Co-Operative Society Deposit		1,00,000
Security Deposit - Contractor		18,900
TN Co-Operative Milk Federation Deposit		9,03,125
Electricity Deposit		12,15,585
Gas Deposit		10,000
Telephone Deposit		68,750
Water Deposit		2,400
Advance cash with Staff		2,90,114
Grant Receivable		27,76,742
Scholarship Receivable		19,98,000
Staff Loan		11,400
TDS Receivable -FY 2018-19		44,529
TDS Receivable -FY 2019-20		78,368
TDS Receivable -FY 2020-21		25,129
		<hr/> <hr/>
		7,67,79,394
 <b><u>FEES RECEIVABLE</u></b>		
P.G Course		1,46,661
Phd Course Work		12,500
Student Admission Cancelled		51,000
Tc Issued		3,13,799
Ug - B.E/B.Tech		3,38,06,380
Year Drop Students		2,51,261
		<hr/> <hr/>
		3,45,81,600
 <b><u>CASH AT BANK</u></b>		
BOB FD NO:75330300001239	<hr/>	35,14,273
		35,14,273
BOB A/C: 75330100008004	5,789	
BOB A/C:75330100011520	14,922	
BOB A/C:75330100013410	28,434	
BOB A/C NO:55170200000124	36,713	
BOB A/C NO:75120200000576	26,063	
BOB A/C NO:75330100004487	1,45,976	
BOB A/C NO:75330100006860	18,811	
BOB A/C NO:75330100007754	19,36,195	

*[Handwritten Signature]*



**VELTECH MULTITECH DR. RR & DR. SR ENGINEERING COLLEGE**  
**A.Y.2021 - 2022 Y.E.31-03-2021**  
**SCHEDULES TO BALANCE SHEET**

	Rs.	Rs.
BOB A/C NO: 75330100008405	5,11,160	
BOB A/C NO:75330100011816	8,755	
BOB A/C NO:75330100014623	2,49,382	
BOB A/C NO:75330100014672	89,494	
BOB A/C NO:75330200000122	3,97,695	
BOB A/C NO:75330200000139	161	
BOB A/C NO:75330200000181	14,14,982	
BOB A/C NO:75330200000205	78,160	
BOB A/C NO:75330200000218	9,28,712	
BOB A/C NO.75330100007958	14,990	
Central Bank Of India A/C No. 1004104066	1,68,725	
HDFC Bank A/C No. 075114500000053	1,82,815	
SBI A/C No. 35072834239	4,95,227	
		67,53,161
		<u>1,02,67,434</u>



*[Handwritten signature]*



**VELTECH MULTITECH DR. RR & DR. SR ENGINEERING COLLEGE**

**A.Y.2021 - 2022 Y.E.31-03-2021**

**SCHEDULES TO PROFIT & LOSS ACCOUNT**

**FEES COLLECTION**

Rs.

Tuition Fees	
Hostel Fees	14,21,26,500
Exam Fees	25,02,500
Transport Fees	13,20,950
Other Fees	15,11,750
	4,43,78,490
	<u>19,18,40,190</u>

**OTHER INCOME**


Grant Income	32,500
Miscellaneous Income	4,91,510
	<u>5,24,010</u>

**SALARY**

Salary - Teaching Staff	3,78,22,905
Salary - Trustees	20,00,000
Salary - Non Teaching Staff	17,39,574
Contract Staff Salary	42,04,335
Director's Salary	31,50,000
Provident Fund	25,15,776
ESI	84,753
Gratuity	17,76,154
	<u>5,32,93,497</u>

**ACADEMIC EXPENSES**

Lab Expenses	6,46,530
Admission Expenses	10,32,257
Examination Expenses	42,85,300
Students Motivational Initiative Expenses	78,43,351
Training & Value Added Programme	51,23,938
Faculty Motivational Initiative Expenses	67,500
Fieldwork Expenses - NCC, RRC, YRC	60,182
Research & Consultancy	3,47,800
Cultural & Other Event Expenses	8,12,060
Convocation Expenses	1,18,300
Visiting Faculty Expenses	5,622
Subscription Expenses	38,570
Hospital Expenses	1,75,650
Expert Remuneration	5,50,000
Approval & Inspection Fee	27,16,970
	<u>2,38,24,030</u>



*[Handwritten Signature]*

**VELTECH MULTITECH DR. RR & DR. SR ENGINEERING COLLEGE**

**A.Y.2021 - 2022 Y.E.31-03-2021**

**SCHEDULES TO PROFIT & LOSS ACCOUNT**

	Rs.
<b><u>HOSTEL EXPENSES</u></b>	
Canteen Expenses	25,42,327
Staff Salary - Hostel	12,27,794
Repairs & Maintenance	29,341
HMV Operation (Hotel)	1,36,833
LMV Operation (Hotel)	19,744
	<u>39,56,039</u>
<b><u>PROFESSIONAL CHARGES</u></b>	
Other Consultancy Charges	5,44,825
Audit Fees	5,00,000
	<u>10,44,825</u>
<b><u>RATES &amp; TAXES</u></b>	
Building Tax	9,52,071
	<u>9,52,071</u>
<b><u>GENERAL EXPENSES</u></b>	
House Keeping Expenses	38,240
Hospitality Expenses	6,222
Office Expenses	2,07,326
Insurance Charges	5,900
Donation	24,000
Pooja Expenses	4,329
Garden & Firm Expenses	600
	<u>2,86,617</u>
<b><u>REPAIRS &amp; MAINTENANCE</u></b>	
R&M Computer & Peripherals	1,60,852
R&M Office Equipments	13,493
R&M Plants & Machinery	1,47,764
R&M Electrical Appliances	2,13,092
R&M Furniture & Fitting	210
R&M Building	36,271
R&M Tube wells & Water Supply System	25,000
R&M Plumbing	5,655
	<u>6,02,337</u>
<b><u>TRANSPORTATION EXPENSES</u></b>	
Vehicle Owned By Institution	48,79,574
Vehicle Taken On Lease	4,47,120
Fire Insurance	3,03,644
	<u>56,30,338</u>



**VELTECH MULTITECH DR. RR & DR. SR ENGINEERING COLLEGE**

**A.Y.2021 - 2022 Y.E.31-03-2021**

**SCHEDULES TO PROFIT & LOSS ACCOUNT**

**FINANCE CHARGES**

	Rs.
Interest on CCM	
Interest on BOB 753306000000992	1,55,17,603
Interest on BOB 753306000000945	11,87,718
Interest on BOB 753306000001172	11,22,515
	61,46,540
	<u>2,39,74,376</u>




*[Handwritten signature]*

**VELTECH MULTITECH DR. RR & DR. SR ENGINEERING COLLEGE**

**A.Y.2021 - 2022 Y.E. 31-03-2021**

**FIXED ASSETS**

Particulars	WDV as on	Additions/Deletions		Total	Depreciation	WDV as on
	01.04.2020	Upto Sep	After Sep			31.03.2021
Land	48,87,807	-	-	48,87,807	-	48,87,807
<b>Block-A</b>	<b>48,87,807</b>	-	-	<b>48,87,807</b>	-	<b>48,87,807</b>
<b>Block-B - 10%</b>						
Buildings	28,34,70,506	-	-	28,34,70,506	2,83,47,051	25,51,23,455
Furniture & Fittings	87,81,438	-	-	87,81,438	8,78,144	79,03,294
	<b>29,22,51,944</b>	-	-	<b>29,22,51,944</b>	<b>2,92,25,195</b>	<b>26,30,26,749</b>
<b>Block-C - 15%</b>						
Air Conditioners	8,79,216	-	-	8,79,216	1,31,882	7,47,334
Borewells	1,71,062	-	-	1,71,062	25,659	1,45,403
Canteen Equipments	19,41,086	-	-	19,41,086	2,91,163	16,49,923
Generator	3,71,335	-	-	3,71,335	55,700	3,15,635
Electrical & Fittings	36,86,243	-	-	36,86,243	5,52,936	31,33,307
Fire Extinguisher	2,44,291	-	-	2,44,291	47,839	3,45,722
Ground Equipments	2,02,220	-	1,49,270	3,93,561	47,839	3,45,722
Gym Equipments	3,14,721	-	-	2,02,220	30,333	1,71,887
Lab Equipments	98,50,041	-	50,000	3,14,721	47,208	2,67,513
Library Books	44,50,247	-	1,99,239	99,00,041	14,81,256	84,18,785
Motor	1,92,737	-	-	46,49,486	6,82,480	39,67,006
Office Equipments	12,20,267	-	-	1,92,737	28,910	1,63,827
Plant & Machinery	2,61,565	-	-	12,20,267	1,83,040	10,37,227
Printers	1,33,299	-	-	2,61,565	39,235	2,22,330
Projector	6,33,737	-	-	1,33,299	19,995	1,13,304
			(48,949)	5,84,788	91,389	4,93,399



*[Handwritten Signature]*

**VELTECH MULTITECH DR. RR & DR. SR ENGINEERING COLLEGE**  
**A.Y.2021 - 2022 Y.E. 31-03-2021**

In Rs.

<b>FIXED ASSETS</b>	<b>WDV as on</b>	<b>Additions/Deletions</b>	<b>Total</b>	<b>Depreciation</b>	<b>WDV as on</b>
<b>Particulars</b>	<b>01.04.2020</b>	<b>Upto Sep</b>	<b>After Sep</b>	<b>31.03.2021</b>	<b>31.03.2021</b>
RO Plant	26,828	-	26,828	4,024	22,804
STP	22,45,558	-	22,45,558	3,36,834	19,08,724
Vehicles	81,80,022	-	77,23,022	11,92,728	65,30,294
Water Cooler	1,30,823	-	1,30,823	19,623	1,11,200
Water Heater	69,785	-	69,785	10,468	59,317
Water Tank	10,586	-	57,786	5,128	52,658
UPS	76,500	-	76,500	11,475	65,025
	<b>3,52,92,169</b>	<b>-</b>	<b>(60,240)</b>	<b>52,89,305</b>	<b>2,99,42,624</b>
<b>BLOCK-D - 25%</b>					
Patent	6,16,531	-	1,28,800	7,45,331	1,70,233
	6,16,531	-	1,28,800	7,45,331	1,70,233
<b>Block-E - 40%</b>					
Computer & Accessories	31,14,930	-	(61,891)	30,53,039	12,33,594
Software	1,16,288	-	-	1,16,288	46,515
	32,31,218	-	(61,891)	31,69,327	12,80,109
<b>Total of Block A to E</b>	<b>33,62,79,669</b>	<b>-</b>	<b>6,669</b>	<b>33,62,86,338</b>	<b>3,59,64,842</b>
					<b>30,03,21,496</b>

*[Handwritten Signature]*



**VELTECH MULTITECH DR. RR & DR. SR ENGINEERING COLLEGE**

**A.Y.2021 - 2022 Y.E.31-03-2021**

**SUB SCHEDULES TO BALANCE SHEET**

**ADVANCE FEES RECEIVED**

	Rs.
P.G Course	
Phd Course Work	4,537
Seat Blocking 2021-22	9,150
Student Admission Cancelled	10,000
Tc Issued	2,26,195
Ug - B.E/B.Tech	1,10,046
Year Drop Students	34,75,809
Hostel Fees	1,10,335
Academic Fees	18,29,000
	9,24,402
	<u>66,99,473</u>

**SALARY PAYABLE**

Salary	37,63,094
Stop Salary	13,15,331
Vacation Salary	49,074
25% Arrear	10,53,931
Manpower Payable	28,000
Final Settlement	5,29,042
K.V.D.Kishore Kumar	6,10,000
	<u>73,48,472</u>

