
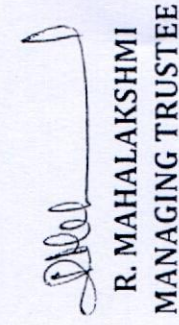


VELTECH MULTITECH DR. RR & DR. SR ENGINEERING COLLEGE
Old No.24, New No.38, Santhi Sudha, ABM Avenue, R.A.Puram, Chennai - 600 028
BALANCE SHEET AS AT 31ST MARCH, 2022

LIABILITIES	Rs.	ASSETS	Rs.
Capital Fund	4,72,99,260	Fixed Assets	27,12,01,511
Loans	12,23,30,936	Investments	58,020
Advance Fees & Deposits	2,80,38,174	Advances & Deposits	9,33,64,070
Sundry Creditors	74,79,794	Fee Receivable	7,79,30,265
Outstanding Liabilities	1,10,00,716	Cash at Bank	3,78,35,574
Group Institutions	26,47,52,183	Cash on Hand	5,11,623
	48,09,01,063		48,09,01,063

Place: Chennai
Date: 12-08-2022


DR. R. RANGARAJAN
CHAIRMAN



R. MAHALAKSHMI
MANAGING TRUSTEE





VELTECH MULTITECH DR. RR & DR. SR ENGINEERING COLLEGE
Old No.24, New No.38, Santhi Sudha, ABM Avenue, R.A.Puram, Chennai - 600 028
INCOME AND EXPENDITURE ACCOUNT FOR THE YEAR ENDED 31ST MARCH, 2022

EXPENDITURE	Rs.	INCOME	Rs.
To Salary	7,42,66,179	By Fees Collection	24,67,23,723
Academic Expenses	3,22,33,165	Bank Interest	1,42,794
Magazines & Periodicals	26,666	Grant Income	28,86,466
Bank Charges	1,29,829	Other Income	9,69,500
Hostel Expenses	1,30,96,263		
Electricity Charges	46,35,731		
Finance Charges	81,64,980		
General Expenses	12,13,622		
Postage & Courier	1,672		
Printing & Stationery	11,73,526		
Professional Charges	7,62,000		
Rates & Taxes	12,99,520		
Repairs & Maintenance	21,93,223		
Telephone & Internet Charges	4,39,168		
Transportation Expenses	80,54,275		
Travelling & Conveyance	5,25,277		
Depreciation	3,20,48,952		
Excess of Income Over Expenditure	7,04,58,435		
	25,07,22,483		25,07,22,483

Place: Chennai
 Date: 12-08-2022


DR. R. RANGARAJAN
 CHAIRMAN


R. MAHALAKSHMI
 MANAGING TRUSTEE




VELTECH MULTITECH DR. RR & DR. SR ENGINEERING COLLEGE

A.Y.2022 - 2023 Y.E.31-03-2022

SCHEDULES TO BALANCE SHEET

	Rs.	Rs.
CAPITAL FUND		
Opening Balance as on 01.04.2021		Dr. 2,31,59,175
Add: Excess of Income Over Expenditure		Cr. 7,04,58,435
Closing Balance as on 31.03.2022		Cr. <u>4,72,99,260</u>
LOANS		
Secured		
Bank of Baroda - A/c No.75330400000010	58,00,362	
Term Loan		
BOB- A/c No.753306000001172	1,77,42,774	
BOB- A/c No.753306000000945	<u>3,18,32,341</u>	5,53,75,476
Unsecured		
Vel Academy		
Shri Vel's Estate Matriculation Hr. Sec School	15,90,859	
Veltech Polytechnic College	<u>(1,07,460)</u>	14,83,399
R.Hemamaheshwari	1,50,000	
R.Mahalakshmi	6,34,32,060	
Vel Rangarajan Sakunthala Family Trust	<u>18,90,000</u>	6,54,72,060
		<u>12,23,30,936</u>
ADVANCE FEES & DEPOSITS (LIABILITIES)		
Alumni Association Fund		31,20,931
College Caution Deposit		1,13,70,000
Hostel Caution Deposit		33,05,000
Deposit from Staff		<u>1,02,42,243</u>
		<u>2,80,38,174</u>
SUNDRY CREDITORS		
Ajantha Bathroom Products & Pipes Pvt Ltd		26,214
Arun Dairy		5,605
B.Ramesh		1,680
British Council Division		36,94,080
Fomra Electricals		6,396
Haleem Stores		55,185
Indo Burma Stationery Centre		81,546
Iqon Enterprises		12,000
J.K.Food Products		11,710
Jayashree Enterprises		17,460
K.V.K Electricals Work(Kannan)		9,110
Kwality Polymers		15,045
Madras Networking Company		6,73,686
N.Meera Mohidheen		3,24,450
Novateur Electrical & Digital Systems Pvt Ltd		1,57,357




Dated

VELTECH MULTITECH DR. RR & DR. SR ENGINEERING COLLEGE

A.Y.2022 - 2023 Y.E.31-03-2022

SCHEDULES TO BALANCE SHEET

	Rs.	Rs.
Otis Elevator Company India Ltd		55,828
P.Girish &Co		2,42,500
Padmavati Distributors		51,408
Pearson India Education Services Pvt Ltd		1,38,917
Pineaxe Technologies Llp		61,100
R.Suresh		124
Rasi Enterprises		58,650
Rikhab Trading Company		6,125
Sai Maghalakshmi Traders		2,86,950
Sha Automobiles		1,580
Shanti Electricals		6,031
Shree Kali Agencies		4,050
Siddheswara&Co		54,369
Siva Sakthi Enterprises		6,200
Siyamala Damodaran		21,000
Sk Foods		27,807
Sree Balajee Enterprises		6,765
Sri Karuppaiah Nadar		63,820
Sri Murugan Depo		21,352
Sri Sai Air Brake Service (D.Sathish)		2,250
Sri Siva Sakthi		26,183
Srishti Consultancy And Services Pvt Ltd		1,31,129
T.M.Karupiah Nadar Sons		95,625
The Tamilnadu Cooperative Milk Producers Federation		1,13,400
Vel R.S. Petro Products		9,05,107
		<u>74,79,794</u>
<u>OUTSTANDING LIABILITIES</u>		12,67,206
Grants Received in Advance		20,169
GST Payable		6,91,883
PF Payable		11,791
ESI Payable		2,23,379
Professional Tax Payable		10,94,147
TDS Payable		94,956
Anna University Remuneration Payable		97,650
Mother Fund Payable		7,87,957
Electricity Charges Payable		7,37,382
Telephone Charges Payable		10,000
Rental Advance - Friend DTP Centre		17,200
Staff RD A/c Payable		59,46,996
Salary Payable		<u>1,10,00,716</u>
<u>GROUP INSTITUTIONS</u>		4,13,42,246
Veltech Ranga Sanku Arts College		22,34,09,938
Vel Trust		<u>26,47,52,183</u>



D. Vel

VELTECH MULTITECH DR. RR & DR. SR ENGINEERING COLLEGE

A.Y.2022 - 2023 Y.E.31-03-2022

SCHEDULES TO BALANCE SHEET

Rs.

Rs.

INVESTMENTS

Sovereign Gold Bond 2017-18 Series 1

58,020

58,020

ADVANCES & DEPOSITS (ASSETS)

R.S. Trust

R.S. Trust

64,37,538

Vel R.S. Medical College - Nursing

21,82,595

Veltech Dr. RR & SR Matriculation School

44,58,532

Veltech University Owned by R.S.Trust

5,00,000

Veltech Hightech Dr. RR & Dr. SR Engg. College

5,97,20,687

Veltech Owned by R.S. Trust

1,12,79,475

8,45,78,827

VEL Tech RR DR SR R&D Institute of Science & Technology

(1,06,628)

Advances to Vendors

Advantech Instruments&Services

12,735

Canon India Pvt Ltd

41,719

Care Cards India Private Limited

8,876

Chittal Paper Company(Tnpl)

727

Coreintegra Consulting Services Private Limited

12,969

Crompton Greaves Consumer Electricals Limited

5,860

Dell International Service India Pvt Ltd

625

Fire Safe Guard Systems

6,99,126

G.R.Thanga Maligaifirm

4,200

Grt Silverwares

2,350

Mars Electrical Works

25,960

Mars Media Solution

13,600

M S Vel & Co

84

Sinoatrial Medial Technologies

8,260

SHL(India) Pvt Ltd

2,22,099

Shree Saravanan Enterpraize

21,240

Sree Vel Murugan Hardware And Tiles

2,494

Sri Balaji Hardwares

11,666

Sri Krishna Engineering

26,121

Sri Krishna Hardwares

13,067

Sm Gensets Spares And Services

3,540

The India Cements Limited

18,000

Unique Media Integrators

66,462

United Mill Stores

23

12,21,803

TV Sundaram Iyengar & Sons

25,000

Park Town Co-Operative Society Deposit

1,00,000

Security Deposit - Contractor Welfare Board

18,900

TN Co-Operative Milk Federation Deposit

9,03,125

Electricity Deposit

5,08,946

Gas Deposit

10,000



[Handwritten Signature]


VELTECH MULTITECH DR. RR & DR. SR ENGINEERING COLLEGE

A.Y.2022 - 2023 Y.E.31-03-2022

SCHEDULES TO BALANCE SHEET

	Rs.	Rs.
Telephone Deposit		68,750
Advance cash with Staff		1,91,653
Grant Receivable		20,52,050
Rent Receivable		38,520
Scholarship Receivable		32,84,000
Staff Loan		3,09,232
TDS Receivable AY 2019-20		44,529
TDS Receivable AY 2020-21		78,368
TDS Receivable AY 2021-22		25,129
TDS Receivable AY 2022-23		11,866
		<u>9,33,64,070</u>
<u>CASH AT BANK</u>		
<u>In Fixed Deposits:</u>		
BOB FD NO:75330300001944	<u>35,25,502</u>	35,25,502
<u>In Current/Savings Account</u>		
BOB A/C:75330100011520	15,302	
BOB A/C:75330100013410	29,153	
BOB A/C NO:75120200000576	26,063	
BOB A/C NO:75330100008020	3,01,55,000	
BOB A/C NO:75330100007754	30,54,015	
BOB A/C NO: 75330100008405	5,24,812	
BOB A/C NO:75330100037520	71,982	
BOB A/C NO:75330100014623	1,04,093	
BOB A/C NO:75330100014672	39,628	
BOB A/C NO:75330200000181	1,07,210	
HDFC Bank A/C No. 075114500000053	<u>1,82,815</u>	3,43,10,072
		<u>3,78,35,574</u>

[Handwritten Signature]



VELTECH MULTITECH DR. RR & DR. SR ENGINEERING COLLEGE

A.Y.2022 - 2023 Y.E.31-03-2022

SCHEDULES TO PROFIT & LOSS ACCOUNT

Rs.

FEES COLLECTION

Tuition Fees	18,77,88,524
Hostel Fees	4,51,95,200
Exam Fees	8,67,500
Transport Fees	1,10,35,300
Other Fees	18,37,199
	<u>24,67,23,723</u>

OTHER INCOME

Interest from Gold Bond	738
Rent Received	60,940
Miscellaneous Income	9,07,822
	<u>9,69,500</u>


SALARY

Salary - Teaching Staff	5,68,29,000
Salary - Trustees	41,90,000
Salary - Non Teaching Staff	23,97,033
Contract Staff Salary	47,97,237
Director's Salary	12,00,000
Provident Fund	32,38,761
ESI	1,14,148
Gratuity	15,00,000
	<u>7,42,66,179</u>

ACADEMIC EXPENSES

Lab Expenses	9,62,162
Admission Expenses	17,44,086
Examination Expenses	31,27,360
Students Motivational Initiative Expenses	1,39,22,134
Training & Value Added Programme	57,32,996
Fieldwork Expenses - NCC, RRC, YRC	88,881
Research & Consultancy	13,40,329
Cultural & Other Event Expenses	3,96,051
Visiting Faculty Expenses	90,750
Subscription Expenses	16,34,786
Hospital Expenses	11,216
Expert Remuneration	3,80,857
Approval & Inspection Fee	28,01,558
	<u>3,22,33,165</u>

[Handwritten Signature]



VELTECH MULTITECH DR. RR & DR. SR ENGINEERING COLLEGE

A.Y.2022 - 2023 Y.E.31-03-2022

SCHEDULES TO PROFIT & LOSS ACCOUNT

	Rs.
<u>HOSTEL EXPENSES</u>	
Canteen Expenses	85,48,180
Staff Salary - Hostel	17,04,620
Repairs & Maintenance	23,58,206
HMV Operation (Hotel)	3,99,339
LMV Operation (Hotel)	76,760
Other Expenses	9,158
	1,30,96,263
<u>PROFESSIONAL CHARGES</u>	
Other Consultancy Charges	2,90,000
Audit Fees	4,72,000
	7,62,000
<u>RATES & TAXES</u>	
Building Tax	12,99,520
	12,99,520
<u>GENERAL EXPENSES</u>	
House Keeping Expenses	94,950
Hospitality Expenses	3,63,517
Office Expenses	7,647
Insurance Charges	3,84,776
Donation	1,24,000
Pooja Expenses	976
Garden & Firm Expenses	18,973
Miscellaneous Expenses	2,18,783
	12,13,622
<u>REPAIRS & MAINTENANCE</u>	
R&M Computer & Peripherals	4,01,962
R&M Sports Equipments	52,185
R&M Plants & Machinery	2,55,740
R&M Electrical Appliances	5,99,548
R&M Furniture & Fitting	2,330
R&M Building	7,21,286
R&M Tube wells & Water Supply System	1,38,661
R&M Plumbing	21,511
	21,93,223

[Handwritten Signature]



VELTECH MULTITECH DR. RR & DR. SR ENGINEERING COLLEGE

A.Y.2022 - 2023 Y.E.31-03-2022

SCHEDULES TO PROFIT & LOSS ACCOUNT

FINANCE CHARGES

Rs.

Interest on CC

20,53,317

Interest on BOB 753306000000992

2,84,209

Interest on BOB 753306000000945


27,86,306

Interest on BOB 753306000001172

30,41,148

81,64,980

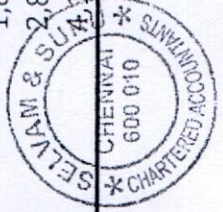
[Handwritten Signature]



VELTECH MULTITECH DR. RR & DR. SR ENGINEERING COLLEGE

A.Y.2022 - 2023 Y.E. 31-03-2022

Particulars	In Rs.			
	WDV as on 01.04.2021	Additions/Deletions Upto Sep After Sep	Total	WDV as on 31.03.2022
Block-A				
Land	48,87,807	-	48,87,807	48,87,807
	48,87,807	-	48,87,807	48,87,807
Block-B - 10%				
Buildings	25,51,23,455	-	25,51,23,455	22,96,11,109
Furniture & Fittings	79,03,294	-	79,03,294	71,12,965
	26,30,26,749	-	26,30,26,749	23,67,24,074
Block-C - 15%				
Air Conditioners	7,47,334	33,900	7,81,234	6,66,591
Borewells	1,45,403	-	1,45,403	1,23,592
Canteen Equipments	16,49,923	-	16,49,923	14,02,434
Generator	3,15,635	-	3,15,635	2,68,290
Electrical & Fittings	31,33,307	-	31,33,307	26,63,311
Fire Extinguisher	3,45,722	-	3,45,722	2,93,864
Ground Equipments	1,71,887	-	1,71,887	1,46,104
Gym Equipments	2,67,513	-	2,67,513	2,27,386
Lab Equipments	84,18,785	8,98,966	93,17,751	79,87,511
Library Books	39,67,006	8,28,138	47,95,144	41,37,983
Motor	1,63,827	-	1,63,827	1,39,253
Office Equipments	10,37,227	-	10,37,227	8,81,643
Plant & Machinery	2,22,330	-	2,22,330	1,88,980
Printers	1,13,304	2,06,081	3,19,385	2,86,933
Projector	4,93,399	-	4,93,399	4,19,389



(Signature)

VELTECH MULTITECH DR. RR & DR. SR ENGINEERING COLLEGE

A.Y.2022 - 2023 Y.E. 31-03-2022

Particulars	In Rs.					
	WDV as on 01.04.2021	Additions/Deletions Upto Sep	After Sep	Total	Depreciation	WDV as on 31.03.2022
RO Plant	22,804	-	-	22,804	3,421	19,383
STP	19,08,724	-	-	19,08,724	2,86,309	16,22,415
Vehicles	65,30,294	-	-	65,30,294	9,79,544	55,50,750
Water Cooler	1,11,200	-	-	1,11,200	16,680	94,520
Water Heater	59,317	-	-	59,317	8,898	50,419
Water Tank	52,658	-	-	52,658	7,899	44,759
UPS	65,025	-	-	65,025	9,754	55,271
	2,99,42,624	-	19,67,085	3,19,09,709	46,38,928	2,72,70,781
BLOCK-D - 25%						
Patent	5,75,098	-	19,200	5,94,298	1,46,175	4,48,123
	5,75,098	-	19,200	5,94,298	1,46,175	4,48,123
Block-E - 40%						
Computer & Accessories	18,19,445	84,750	2,36,555	21,40,750	8,08,989	13,31,761
Software	69,773	-	6,21,377	6,91,150	1,52,185	5,38,965
	18,89,218	84,750	8,57,932	28,31,900	9,61,174	18,70,726
Total of Block A to E	30,03,21,496	84,750	28,44,217	30,32,50,463	3,20,48,952	27,12,01,511

(Signature)

